0317-2152899 2152799 2152599

HUIKE

HEBEI HUIKE STEEL PIPES CO., LTD.

河北汇科钢管有限公司

总部地址：
河北省沧州市孟村希望新区河北汇科钢管有限公司
HEAD OFFICE ADD.:
XIWANG NEW DISTRIC OF MENGCUN COUNTY,
CANGZHOU CITY,HEBEI PROVINCE CHINA

北京国际贸易部地址：
北京市朝阳区大郊亭中街华腾国际2-1-11A
BEIJING OFFICE FOR INTERNATIONAL TRADING ADD.:
ROOM 11 A BUILDING NO.1,HUA TENG INTERNATIONAL 2#,
DAJIAOTING MIDDLE STREET, CHAOYANG DISTRICT,
BEIJING, CHINA
邮箱 E-MAIL:HUIKEPIPE@HUIKEPIPE.COM
网站 WEBSITE:WWW.HUIKE-TUBE.COM

HUIKE汇科

HEBEI HUIKE STEEL PIPES CO.,LTD.

河 北 汇 科 钢 管 有 限 公 司



www.huike-tube.com www.huikemetal.com



目 录

CONTENTS

ABOUT US
公司简介 02

OUR CERTIFICATES
公司资质 03

PRODUCTS
产品

SEAMLESS STEEL PIPE
无缝钢管

⊙LINE PIPE
管线管 04–27

⊙TUBING AND CASING PIPE
油套管 28–33

⊙BOILER TUBE
锅炉管 34–35

⊙GALVANIZED PIPE
镀锌管 36

⊙3LPE PIPE
防腐管 37

HUIKE

HEBEI HUIKE STEEL PIPES CO.,LTD.

河北汇科钢管有限公司



公司简介

河北汇科钢管有限公司是由河北圣天集团与香港汇科集团共同投资兴建的现代化钢管企业。公司占地面积13.5万平方米，总资产9.4亿元人民币。公司工艺设备先进，技术力量雄厚，生产设备及检测设备在国内钢管行业居于领先地位。

公司主要生产设备有：Φ180自动轧管生产线一条、热轧穿孔机组3套、交互式双芯杆冷拔机16台，并有自动旋转轧头机、管材矫直机、无水冷退火炉以及表面酸洗、涂层等配套生产设备。公司理化实验室可承担钢管的各项物理及化学检测和试验，并设有适用于高、中、低压无缝钢管、石油套管的涡流探伤、漏磁探伤、超声波探伤等检测设备，检测手段齐全且先进，能完全满足钢管的标准检验及试验的要求。

公司的主要产品有：中低压锅炉用无缝钢管、石油套管用无缝钢管、船舶用无缝钢管、输送流体用无缝钢管、石油裂化用无缝钢管、化肥设备用无缝钢管、结构用无缝钢管、空心抽杆用无缝钢管等八大系列。可按GB、ASTM、API 5L、API 5CT，DIN、JIS等标准生产外径1/4 " 到32 "，壁厚SCH 30，SCH40，SCH80， SCH160等规格的无缝钢管。产品销往全国并出口东南亚、中东、欧美等几十个国家和地区。在国内外市场享有很高的信誉。

多年来，公司始终坚持质量第一、精益求精的经营理念，为国内外电力、化工、石化、制药、锅炉、供热、造船等行业提供了大量的优质的产品。并可根据用户需要开发新型产品。

公司坚持以质量求生存，不断追求管理创新和技术创新，建立了完善的科学管理和质量保障体系。

我们相信明天会更好！

COMPANY PROFILE

Hebei Huike Steel Pipes Co., Ltd. was jointly established by Hebei Shengtian Group Seamless Steel Pipe Co., Ltd. And Hong Kong Huike Group. It covers a land area of 135,000 square meters with a total asset of 940 million Yuan. The company has advanced technologies and equipments and a strong technical force, and its production and inspection equipments are most up-to-date in the domestic steel pipe industry.

The main production equipments of our company include: a Φ180 automatic pipe rolling line, 3 sets of hot rolling-piercing mills, 16 interactive double-rod cold-drawing machines and a number of automatic rotary pointer, straightening machines, water-free annealing furnaces and auxiliary production equipments for surface acid pickling and coating etc. Its physical and chemical labs can conduct various physical and chemical tests and experiments for steel pipes, and are equipped with eddy current flaw detectors, leakage fault detection and ultrasonic crack detectors etc. for high, medium and low pressure seamless steel pipes and petroleum casing pipes with a full range of inspection measures, capable to meet various standard test and inspection requirements for steel pipes.

Its main products include 8 series: seamless steel pipes for use in low and medium pressure boilers, petroleum casing pipes, ships, fluid conveyance, petroleum cracking, chemical fertilizer equipments, structures, and hollow pumping rods.we can produce seamless steel pipes from OD1/4 " to OD32 " , thickness SCH30,SCH40, SCH80, SCH160 and so on, according to the standards such as GB、ASTM、API 5L、API 5CT, DIN, and JIS. Its products have been sold around China and exported to over dozens of countries and regions in the world such as Southeast Asia, theMiddle East, Europe and America etc., enjoying the very high prestige in the domestic and foreign markets.

For many years, our company has always insisted on the operation concept of "quality first and continuous improvement", and has provided a large amount of high-quality products to its customers at home and abroad in the industries such as electric power, chemical, petrochemical, pharmaceutical, boiler, heating and shipbuilding etc. In addition, we can develop new products according to customers' requirements.

Our company always insists on survival by quality and has constantly made innovation in management and technology, and we have established a sound scientific management and quality assurance system.

We are firmly convinced that we will have a more promising future!



Certificate of Authority to use the Official API Monogram

License Number: 5L-0720 ORIGINAL

The American Petroleum Institute hereby grants to

HEBEI HUIKE STEEL PIPE CO., LTD
Xiwang New District
Mengcun Hui Autonomous County
Cangzhou, Hebei
People's Republic of China

the right to use the Official API Monogram® on manufactured products under the conditions in the official publications of the American Petroleum Institute entitled API Spec Q1® and API Spec 5L and in accordance with the provisions of the License Agreement.

In all cases where the Official API Monogram is applied, the API Monogram should be used in conjunction with this certificate number: 5L-0720

The American Petroleum Institute reserves the right to revoke this authorization to use the Official API Monogram for any reason satisfactory to the Board of Directors of the American Petroleum Institute.

The scope of this license includes the following: Manufacturer of Line Pipe Plain End at PSL 1: Type of Pipe: SMLS / Delivery Condition: R, N / Highest Grade: X52; Manufacturer of Line Pipe Plain End at PSL 2: Type of Pipe: SMLS / Delivery Condition: R, N / Highest Grade: X52

QMS Exclusions: Section 7.3, Design and Development; Section 7.5.4, Customer Property

American Petroleum Institute

Effective Date: AUGUST 24, 2012
Expiration Date: AUGUST 24, 2015
To verify the authenticity of this license, go to www.api.org/compositelist.

Director of Global Industry Services

American Petroleum Institute

SEAL

Certificate of Authority to use the Official API Monogram

License Number: 5CT-1069 ORIGINAL

The American Petroleum Institute hereby grants to

HEBEI HUIKE STEEL PIPE CO., LTD
Xiwang New District
Mengcun Hui Autonomous County
Cangzhou, Hebei
People's Republic of China

the right to use the Official API Monogram® on manufactured products under the conditions in the official publications of the American Petroleum Institute entitled API Spec Q1® and API Spec 5CT and in accordance with the provisions of the License Agreement.

In all cases where the Official API Monogram is applied, the API Monogram should be used in conjunction with this certificate number: 5CT-1069

The American Petroleum Institute reserves the right to revoke this authorization to use the Official API Monogram for any reason satisfactory to the Board of Directors of the American Petroleum Institute.

The scope of this license includes the following: Manufacturer of Seamless Casing or Tubing Plain End at Group 1, J55/PSL 1, K55/PSL 1

QMS Exclusions: Section 7.3, Design and Development; Section 7.5.4, Customer Property

American Petroleum Institute

Effective Date: AUGUST 24, 2012
Expiration Date: AUGUST 24, 2015
To verify the authenticity of this license, go to www.api.org/compositelist.

Director of Global Industry Services

American Petroleum Institute

SEAL





BUREAU VERITAS Certification

Hebei Huike Steel Pipe Co., Ltd.

XIWANG NEW DISTRICT OF MENGCUN HUI AUTONOMOUS COUNTY CANGZHOU,HEBEI

Bureau Veritas Certification certify that the Management System of the above organization has been audited and found to be in accordance with the requirements of the management system standards detailed below

Standards

ISO 9001:2008

Scope of certification

Production and Service of Hot-rolled Seamless Steel pipe

Certification cycle start date: 07 December2012

Subject to the continued satisfactory operation of the organisation's Management System, this certificate expires on: 06 December2015

Original certification date: 07 December2012

Certificate No. 329294-UK Version A, Revision date: 07 December2012

Certification Authority

UKAS MANAGEMENT SYSTEMS 008

Certification body address: Brandon House, 180 Borough High Street, London SE1 1LB, United Kingdom Local office: Rm. 4203-4205, Floor C, The Fifth Square, No.5 Chaoyangmen North Avenue, Dongcheng District, Beijing 100010, China

Further clarifications regarding the scope of this certificate and the applicability of the management system requirements may be obtained by consulting the organisation. To check this certificate validity please call: 0086 10 58696562



BUREAU VERITAS Certification

河北汇科钢管有限公司

河北省沧州市孟村回族自治县孟新村

BUREAU VERITAS CERTIFICATION

确证上述单位的管理体系已经评审

并确认符合下列管理体系标准全部适用条款的要求

认证依据之体系标准

ISO 9001:2008

体系覆盖范围

热轧无缝钢管的生产和服务

证书号：329294-UK 版本号&修改日期：2012年12月07日

UKAS MANAGEMENT SYSTEMS 008

BUREAU VERITAS 1828

QUALITY POLICY

冷拔无缝钢管生产工艺流程
COLD-DRAWING SEAMLESS STEEL PIPE
PROCESS FLOW CHART

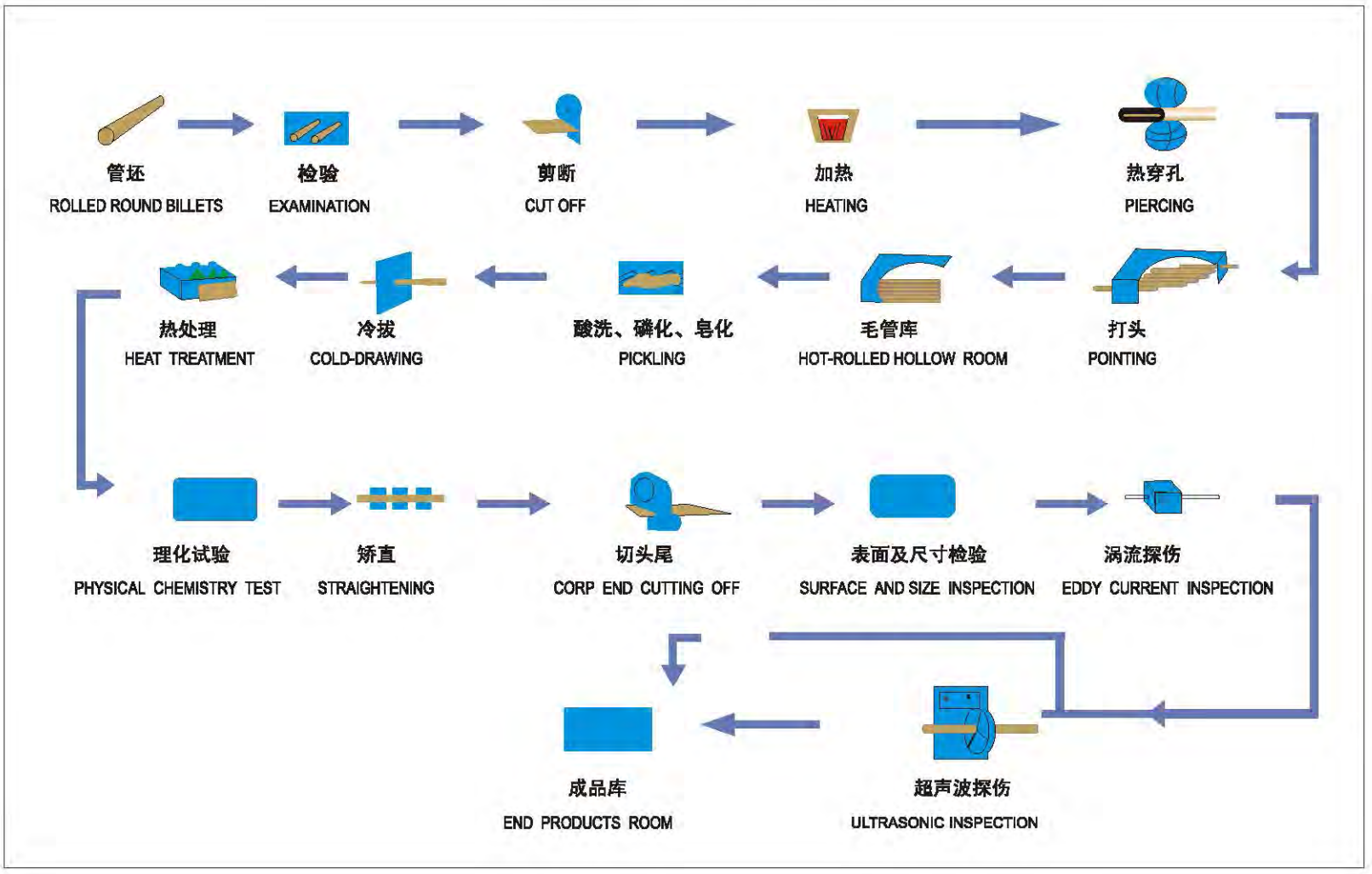

热轧无缝钢管生产工艺流程图
HOT-ROLLING SEAMLESS STEEL PIPE
PROCESS FLOW CHART

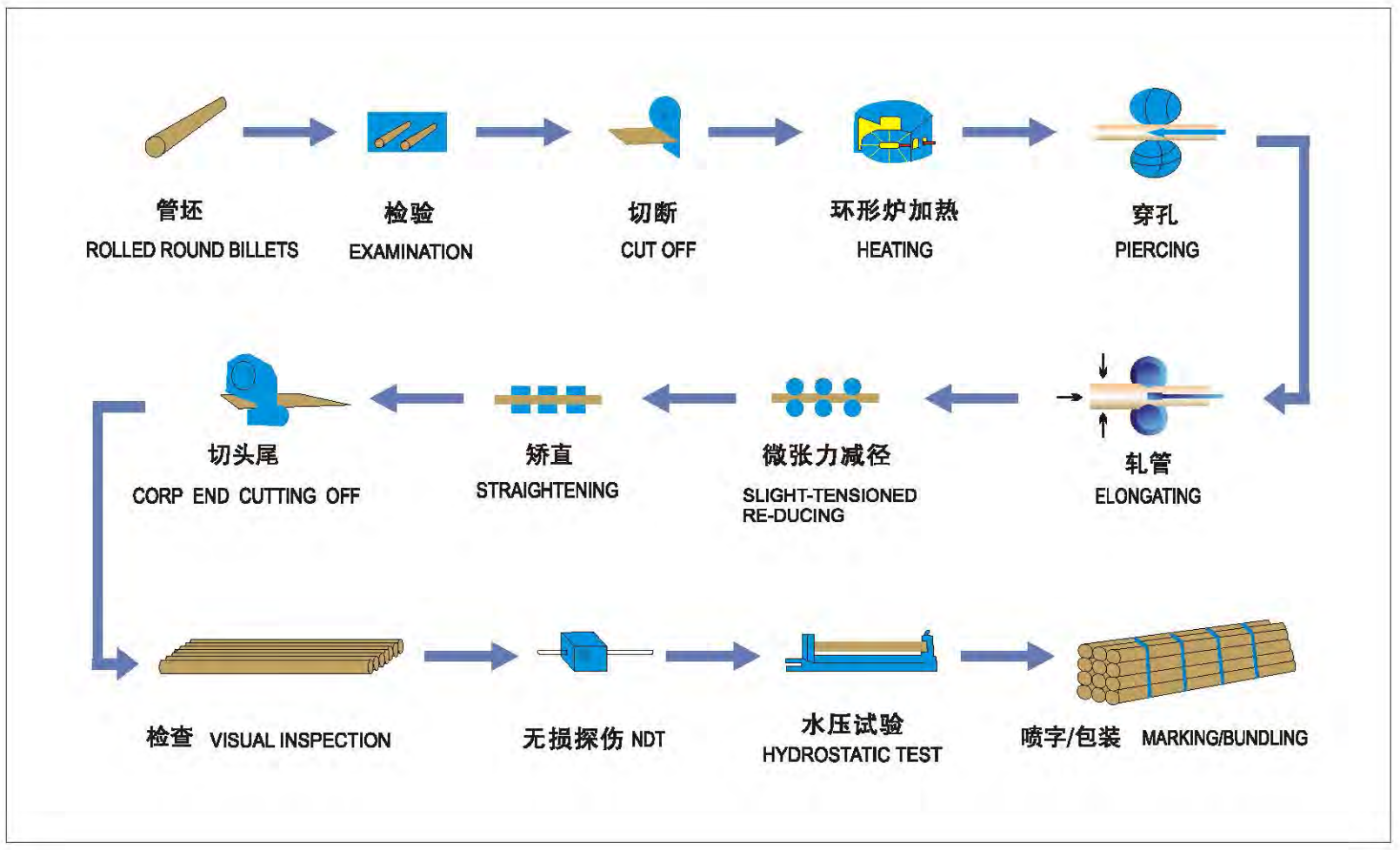







环形加热炉
ROTATING HEAT FURNACE

可实现单、双排布料，燃气采用天然气，炉温、炉压、流量为全自动控制，控制水平达到国内一流水平。

Single-or dual-feeding available,fueled by lpg,automated furnace-temperature.furnace-pressure and furnace flow, domestical-topping controlling performance.







穿孔机 PIERCING MILL

穿孔机组、自动调整、液压锁紧，具有穿孔过程稳定、毛管壁厚均匀等特点，处于国内同行领先地位

The punching machine can be adjusted automatically and locked hydraulically. This unit features in stable punching process, uniform hair canal wall thickness etc. This machine is advanced at home.







ACCU-ROLLING MILL 轧管机

采用椎型辊，大导盘，调整灵活，锁紧，平衡机构，均采用液压系统控制，方便可靠。
Conical roller,big disk,flexible adjustment,hydraulic-controlled lock system and balance system,easy and reliable operation.









SUPERIOR APPARATUS 精良的设备

1 2
3 4

微张力减径机
Slight-tensioned reducing mill

矫直机
Straightener

冷却床
Cooling bed

切管机
Pipe cutter







SUPERIOR APPARATUS
精良的设备

1
2 3

扩管机
Pipe expander

水压实验机
Hydrostatic test equipments

超声波探伤机
Ultrasonic crack detector









1
2

漏磁探伤机
Leakage magnetic flow detector

冷拔车间
Cold-draw Workshop







检测中心
DETECTING DEPARTMENT

齐全的检验设备与完善的检验流程是优质产品的有力保障
Complete inspection instruments and perfect inspection process flow is powerful guarantee for high quality production.















PRODUCT DISPLAY 产品展示
















Size and Weight of Seamless Roll Steel Pipe
无缝轧制钢管的尺寸和重量

ASME B36.10M-1996

Nominal Diameter		Outside Diameter		(STD) (XS) (XXS)	Sch.no	Wall Thickness		Nominal Weight	
NPS	DN	in	mm			in	mm	lb/ft	kg/m
1/8	···	0.405	10.3	STD	40	0.068	1.73	0.24	0.37
1/8	···	0.405	10.3	XS	80	0.095	2.41	0.31	0.47
1/4	···	0.540	13.7	STD	40	0.088	2.24	0.42	0.63
1/4	···	0.540	13.7	XS	80	0.119	3.02	0.54	0.80
3/8	10	0.675	17.1	STD	40	0.091	2.31	0.57	0.84
3/8	10	0.675	17.1	XS	80	0.126	3.20	0.74	1.10
1/2	15	0.840	21.3	STD	40	0.109	2.77	0.85	1.27
1/2	15	0.840	21.3	XS	80	0.147	3.73	1.09	1.62
1/2	15	0.840	21.3	···	160	0.188	4.78	1.31	1.95
3/4	20	1.050	26.7	STD	40	0.113	2.87	1.13	1.69
3/4	20	1.050	26.7	XS	80	0.154	3.91	1.47	2.20
3/4	20	1.050	26.7	···	160	0.219	5.56	1.94	2.90
1	25	1.315	33.4	STD	40	0.133	3.38	1.68	2.50
1	25	1.315	33.4	XS	80	0.179	4.55	2.17	3.24
1	25	1.315	33.4	···	160	0.250	6.35	2.84	4.24
11/4	32	1.660	42.2	STD	40	0.140	3.56	2.27	3.39
11/4	32	1.660	42.2	XS	80	0.191	4.85	3.00	4.47
11/4	32	1.660	42.2	···	160	0.250	6.35	3.76	5.61
11/2	40	1.900	48.3	STD	40	0.145	3.68	2.72	4.05
11/2	40	1.900	48.3	XS	80	0.200	5.08	3.63	5.41
11/2	40	1.900	48.3	···	160	0.281	7.14	4.86	7.25
2	50	2.375	60.3	STD	40	0.154	3.91	3.65	5.44
2	50	2.375	60.3	XS	80	0.218	5.54	5.02	7.48
2	50	2.375	60.3	···	160	0.344	8.74	7.46	11.11
21/2	65	2.875	73.0	STD	40	0.203	5.16	5.79	8.63
21/2	65	2.875	73.0	XS	80	0.276	7.01	7.66	11.41
21/2	65	2.875	73.0	···	160	0.375	9.35	10.01	14.92
3	80	3.500	88.9	STD	40	0.216	5.49	7.58	11.29
3	80	3.500	88.9	XS	80	0.300	7.62	10.25	15.27
3	80	3.500	88.9	···	160	0.438	11.13	14.32	21.35
31/2	···	4.00	101.6	STD	40	0.226	5.74	9.11	13.57
31/2	···	4.00	101.6	XS	80	0.318	8.08	12.50	18.63
4	100	4.500	114.3	STD	40	0.237	6.02	10.79	16.07
4	100	4.500	114.3	XS	80	0.337	8.56	14.98	22.32
4	100	4.500	114.3	···	120	0.438	11.13	19.00	28.32
4	100	4.500	114.3	···	160	0.531	13.49	22.51	33.54
5	125	5.563	141.3	STD	40	0.258	6.55	14.62	21.77
5	125	5.563	141.3	XS	80	0.375	9.53	20.78	30.97
5	125	5.563	141.3	···	120	0.500	12.70	27.04	40.28
5	125	5.563	141.3	···	160	0.625	15.88	32.96	49.11
6	150	6.625	168.3	STD	40	0.280	7.11	18.97	28.26
6	150	6.625	168.3	XS	80	0.432	10.97	28.57	42.56
6	150	6.625	168.3	···	120	0.562	14.27	36.39	54.20
6	150	6.625	168.3	···	160	0.719	18.26	45.35	67.56
8	200	8.625	219.1	STD	40	0.322	8.18	28.55	42.55
8	200	8.625	219.1	XS	80	0.500	12.70	43.39	64.64
8	200	8.625	219.1	···	120	0.719	18.26	60.71	90.44
8	200	8.625	219.1	···	160	0.906	23.01	74.69	111.27
10	250	10.750	273.0	···	20	0.250	6.35	28.04	41.77
10	250	10.750	273.0	STD	40	0.365	9.27	40.48	60.31
10	250	10.750	273.0	···	80	0.594	15.09	64.43	96.01
10	250	10.750	273.0	···	120	0.844	21.44	89.29	133.06
10	250	10.750	273.0	···	160	1.125	28.58	115.64	172.33
12	300	12.750	323.8	···	20	0.250	6.35	33.38	49.73
12	300	12.750	323.8	···	40	0.406	10.31	53.52	79.73
12	300	12.750	323.8	···	80	0.688	17.48	88.63	132.08
12	300	12.750	323.8	XXS	120	1.000	25.40	125.49	186.97
12	300	12.750	323.8	···	160	1.312	33.32	160.27	238.76

Size and Weight of Seamless Roll Steel Pipe
无缝轧制钢管的尺寸和重量

ASME B36.10M-1996

Nominal Diameter		Outside Diameter		(STD) (XS) (XXS)	Sch.no	Wall Thickness		Nominal Weight	
NPS	DN	in	mm			in	mm	lb/ft	kg/m
14	350	14.000	355.6	···	10	0.250	6.35	36.71	54.69
14	350	14.000	355.6	···	20	0.312	7.92	45.61	67.90
14	350	14.000	355.6	STD	30	0.375	9.53	54.57	81.33
14	350	14.000	355.6	···	40	0.438	11.13	63.44	94.55
14	350	14.000	355.6	···	60	0.594	15.09	85.05	126.71
14	350	14.000	355.6	···	80	0.750	19.05	106.13	158.10
14	350	14.000	355.6	···	120	1.094	27.79	150.79	224.65
14	350	14.000	355.6	···	160	1.406	35.71	189.11	281.70
16	400	16.000	406.4	···	20	0.312	7.92	52.27	77.83
16	400	16.000	406.4	STD	30	0.375	9.53	62.58	93.27
16	400	16.000	406.4	XS	40	0.500	12.70	82.77	123.30
16	400	16.000	406.4	···	60	0.656	16.66	107.50	160.12
16	400	16.000	406.4	···	80	0.844	21.44	136.61	203.53
18	450	18.000	457	···	20	0.312	7.92	58.94	87.71
18	450	18.000	457	···	30	0.438	11.13	82.15	122.38
18	450	18.000	457	···	40	0.562	14.27	104.67	155.80
18	450	18.000	457	···	60	0.750	19.05	138.17	205.74
18	450	18.000	457	···	80	0.938	23.83	170.92	254.55
18	450	18.000	457	···	100	1.156	29.36	207.96	309.62
20	500	20.000	508	STD	20	0.375	9.53	78.60	117.15
20	500	20.000	508	XS	30	0.500	12.70	104.13	155.12
20	500	20.000	508	···	40	0.594	15.09	123.11	183.42
20	500	20.000	508	···	60	0.812	20.62	166.40	247.83
20	500	20.000	508	···	80	1.031	26.19	208.87	311.17
22	550	22.000	559	STD	20	0.375	9.53	86.61	129.13
22	550	22.000	559	XS	30	0.500	12.70	114.81	171.09
22	550	22.000	559	···	60	0.875	22.23	197.41	294.25
22	550	22.000	559	···	80	1.125	28.58	250.81	373.83
22	550	22.000	559	···	100	1.375	34.93	302.88	451.42
24	600	24.000	610	STD	20	0.375	9.53	94.62	141.12
24	600	24.000	610	···	30	0.562	14.27	140.68	209.64
24	600	24.000	610	···	40	0.688	17.48	171.29	255.41
24	600	24.000	610	···	60	0.969	24.61	238.35	355.26
24	600	24.000	610	···	80	1.219	30.96	296.58	442.08
26	650	26.000	660	STD	···	0.375	9.53	102.63	152.87
26	650	26.000	660	···	···	0.406	10.31	110.98	165.18
26	650	26.000	660	XS	20	0.500	12.70	136.17	202.72
26	650	26.000	660	···	···	0.562	14.27	152.68	227.23
28	700	28.000	711	STD	···	0.375	9.53	110.64	164.85
28	700	28.000	711	···	···	0.406	10.31	119.65	178.15
28	700	28.000	711	XS	20	0.500	12.70	146.85	218.69
28	700	28.000	711	···	···	0.562	14.27	164.69	245.18
28	700	28.000	711	···	30	0.625	15.88	182.73	271.21
30	750	30.000	762	STD	···	0.375	9.53	118.65	176.84
30	750	30.000	762	···	···	0.406	10.31	128.32	191.11
30	750	30.000	762	XS	20	0.500	12.70	157.53	234.67
30	750	30.000	762	···	···	0.562	14.27	176.69	263.12
30	750	30.000	762	···	30	0.625	15.88	196.08	292.18
32	800	32.000	813	···	10	0.311	7.92	105.66	157.28
32	800	32.000	813	···	20	0.5	12.70	168.32	250.55
32	800	32.000	813	···	30	0.311	15.88	209.57	311.95
32	800	32.000	813	STD	···	0.375	9.53	126.74	188.66
32	800	32.000	813	···	40	0.688	17.48	230.23	342.70

TECHNICAL PARAMETERS

美标、日标、德标钢管外径与壁厚 单位mm

STEEL PIPE OUTER DIAMETER AND WALL THICKNESS STANDARD(GERMANY,USA,JAPAN)

NOMINAL PIPE SIZE		OUTSIDE DIAMETER			NOMINAL WALL THICKNESS														
A	B	ASME	JIS	DIN	JIS(1)	DIN(2)	SCH10	SCH20	SCH30	STD	SCH40	SCH60	XS	SCH80	SCH100	SCH120	SCH140	SCH160	XXS
15	1/2"	21.3	21.7	21.3	2.8	2.0	2.11	-	2.41	2.77	2.77	-	3.73	3.73	-	-	-	4.78	7.47
20	3/4"	26.7	27.2	26.9	2.8	2.3	2.11	-	2.41	2.87	2.87	-	3.91	3.91	-	-	-	5.56	7.82
25	1"	33.4	34.0	33.7	3.2	2.6	2.77	-	2.90	3.38	3.38	-	4.55	4.55	-	-	-	6.35	9.09
32	1.1/4"	42.2	42.7	42.4	3.5	2.6	2.77	-	2.97	3.56	3.56	-	4.85	4.85	-	-	-	6.35	9.70
40	1.1/2"	48.3	48.6	48.3	3.5	2.6	2.77	-	3.18	3.68	3.68	-	5.08	5.08	-	-	-	7.14	10.15
50	2"	60.3	60.5	60.3	3.8	2.9	2.77	-	3.18	3.91	3.91	-	5.54	5.54	-	-	-	8.74	11.07
65	2.1/2"	73.0	76.3	76.1	4.2	2.9	3.05	-	4.78	5.16	5.16	-	7.01	7.01	-	-	-	9.53	14.02
80	3"	88.9	89.1	88.9	4.2	3.2	3.05	-	4.78	5.49	5.49	-	7.62	7.62	-	-	-	11.13	15.24
90	3.1/2"	101.6	101.6	-	4.2	-	3.05	-	4.78	5.74	5.74	-	8.08	8.08	-	-	-	-	-
100	4"	114.3	114.3	114.3	4.5	3.6	3.05	-	4.78	6.02	6.02	-	8.56	8.56	-	11.13	-	13.49	17.12
125	5"	141.3	139.8	139.7	4.5	4.0	3.40	-	-	6.55	6.55	-	9.53	9.53	-	12.70	-	15.88	19.05
150	6"	168.3	165.2	168.3	5.0	4.5	3.40	4.5	-	7.11	7.11	-	10.97	10.97	-	14.27	-	18.26	21.95
200	8"	219.1	216.3	219.1	5.8	6.3	3.76	6.35	7.04	8.18	8.18	10.31	12.70	12.70	15.09	18.26	20.62	23.01	22.23
250	10"	273.0	267.4	273.0	6.6	6.3	4.19	6.35	7.80	9.27	9.27	12.70	12.70	15.09	18.26	21.44	25.40	28.58	25.40
300	12"	323.8	318.5	323.9	6.9	7.1	4.57	6.35	8.38	9.53	10.31	14.27	12.70	17.48	21.44	25.40	28.58	33.32	25.40
350	14"	355.6	355.6	355.6	7.9	8.0	6.35	7.92	9.53	9.53	11.13	15.09	12.70	19.05	23.83	27.79	31.75	35.71	-
400	16"	406.4	406.4	406.4	7.9	8.8	6.35	7.92	9.53	9.53	12.70	16.66	12.70	21.44	26.19	30.96	36.53	40.49	-
450	18"	457.2	457.2	457.0	7.9	10.0	6.35	7.92	11.13	9.53	14.27	19.05	12.70	23.83	29.36	34.93	39.67	45.24	-
500	20"	508.0	508.0	508.0	7.9	11.0	6.35	9.53	12.70	9.53	15.09	20.62	12.70	26.19	32.54	38.10	44.45	50.01	-
550	22"	558.8	558.8	-	-	-	6.35	9.53	12.70	9.53	-	22.23	12.70	28.58	34.93	41.28	47.63	53.98	-
600	24"	609.6	609.6	610.0	-	12.5	6.35	9.53	14.27	9.53	17.48	24.61	12.70	30.96	38.89	46.02	52.37	59.54	-
650	26"	660.4	660.4	-	-	-	7.92	12.70	-	9.53	-	-	12.70	-	-	-	-	-	-
700	28"	711.2	711.2	711.0	-	12.5	7.92	12.70	15.88	9.53	-	-	12.70	-	-	-	-	-	-
750	30"	762.0	762.0	-	-	-	7.92	12.70	15.88	9.53	-	-	12.70	-	-	-	-	-	-
800	32"	812.8	812.8	813.0	-	12.5	7.92	12.70	15.88	9.53	17.48	-	12.70	-	JIS G3452 ASME B36.10M JIS G3454 DIN2448 JIS G3455 DIN2458 JIS G3457					-
850	34"	863.8	863.6	-	-	-	7.92	12.70	15.88	9.53	17.48	-	12.70	-						-
900	36"	914.4	914.4	914.0	-	12.5	7.92	12.70	15.88	9.53	19.05	-	12.70	-						-
950	38"	965.2	965.2	-	-	-	-	-	-	9.53	-	-	12.70	-						-
1000	40"	1016.0	1016.0	1016.0	-	12.5	-	-	-	9.53	-	-	12.70	-						-
1050	42"	1066.8	1066.8	-	-	-	-	-	-	9.53	-	-	12.70	-						-
1100	44"	1117.6	1117.6	-	-	-	-	-	-	9.53	-	-	12.70	-	-	-	-	-	-	-
1150	46"	1168.4	1168.4	-	-	-	-	-	-	9.53	-	-	12.70	-	-	-	-	-	-	-
1200	48"	1219.2	1219.2	1220.0	-	-	-	-	-	9.53	-	-	12.70	-	-	-	-	-	-	-

NOTE:(1)THE WALL THICKNESS SPECIFIED IS GRADE IS GRADE FSGP OF JIS B2311:1997
(2)THE WALL THICKNESS SPECIFIED IS FOR SERIES 3 OF DIN 2605 (PART 1):02.91

API 5L化学成份、机械性能 API 5L Chemical components and mechanical property PSL 1:

等级和类别 Class and Sort	化学成份 Chemical components				机械性能 Mechanical property			
	C (Max)	Mn (Max)	P (Max)	S (Max)	抗拉强度 Tensile Strength (Min)		屈服强度 Yield Strength (Min)	
					psi	Mpa	psi	Mpa
A25	0.21	0.60	0.030	0.030	45000	310	25400	175
A25P	0.21	0.60	0.045~0.080	0.030				
A	0.22	0.90	0.030	0.030	48600	335	30500	210
B	0.28	1.20	0.030	0.030	60200	415	35500	245
X42	0.28	1.30	0.030	0.030	60200	415	42100	290
X46	0.28	1.40	0.030	0.030	63100	435	46400	320
X52	0.28	1.40	0.030	0.030	66700	460	52200	360
X56	0.28	1.40	0.030	0.030	71100	490	56800	390
X60	0.28	1.40	0.030	0.030	75400	520	60200	415
X65	0.28	1.40	0.030	0.030	77600	535	65300	450
X70	0.28	1.40	0.030	0.030	82700	570	70300	485

API 5L化学成份、机械性能 API 5L Chemical components and mechanical property PSL 2:

等级和类别 Class and Sort	化学成份 Chemical components				机械性能 Mechanical property							
	Max	Max	Max	Max	抗拉强度 Tensile Strength (Min)		抗拉强度 Tensile Strength (Max)		屈服强度 Yield Strength (Min)		屈服强度 Yield Strength (Max)	
					Psi	Mpa	Psi	Mpa	Psi	Mpa	Psi	Mpa
BN	0.24	1.20	0.025	0.015	60200	415	95000	655	35500	245	65300	450
X42N	0.24	1.20	0.025	0.015	60200	415	95000	655	42100	290	71800	495
X46N	0.24	1.40	0.025	0.015	63100	435	95000	655	46400	320	76100	525
X52N	0.24	1.40	0.025	0.015	66700	460	110200	760	52200	360	76900	530
X56N	0.24	1.40	0.025	0.015	71100	490	110200	760	56600	390	79000	545
X60N	0.24	1.40	0.025	0.015	75400	520	110200	760	60200	415	81900	565
X65Q	0.18	1.70	0.025	0.015	77600	535	110200	760	65300	450	87000	600
X70Q	0.18	1.80	0.025	0.015	82700	570	110200	760	70300	485	92100	635
X80Q	0.18	1.90	0.025	0.015	90600	625	119700	825	80500	555	102300	705

公司常备材质：20#、Q345。技术标准：API 5L B、ASTM A106 GR.B，ASTM A53 GR.B，高压锅炉管GB5310-2009，化肥专用管GB6479-2013，石油裂化管GB9948-2013，低中压锅炉管GB3087-2008，流体管GB/T8163-2008，结构管GB/T8162-2008，液压支架管GB/T17396-2009。

A53 化学成份、机械性能 A53 Chemical components and mechanical property

标准 Standard	牌号 Trade mark	化学成份 Chemical components										机械性能 Mechanical property		
		C	Si	Mn	P	S	Cu	Ni	Mo	Cr	V	抗拉强度 Tensile Strength (Mpa)	屈服强度 Yield Strength (Mpa)	伸长率 Elongation (%)
ASTM A53	A	≤0.25	/	≤0.95	≤0.05	≤0.045	≤0.40	≤0.40	≤0.15	≤0.40	≤0.08	≥330	≥205	≥29.5
	B	≤0.30	/	≤1.2	≤0.05	≤0.045	≤0.40	≤0.40	≤0.15	≤0.40	≤0.08	≥415	≥240	≥29.5

A106 化学成份、机械性能 A106 Chemical components and mechanical property

标准 Standard	牌号 Trade mark	化学成份 Chemical components									机械性能 Mechanical property		
		C	Si	Mn	P、S	Cu	Ni	Mo	Cr	V	抗拉强度 Tensile Strength (Mpa)	屈服强度 Yield Strength (Mpa)	伸长率 Elongation (%)
ASTM A106	B	≤0.30	≥0.10	0.29～1.06	≤0.035	≤0.40	≤0.40	≤0.15	≤0.40	≤0.08	≥415	≥240	≥30
	C	≤0.35	≥0.10	0.29～1.06	≤0.035	≤0.40	≤0.40	≤0.15	≤0.40	≤0.08	≥485	≥275	≥30

A179 化学成份、机械性能 A179 Chemical components and mechanical property

标准 Standard	牌号 Trade mark	化学成份 Chemical components									机械性能 Mechanical property		
		C	Si	Mn	P、S	Cu	Ni	Mo	Cr	V	抗拉强度 Tensile Strength (Mpa)	屈服强度 Yield Strength (Mpa)	伸长率 Elongation (%)
ASTM A179	A179	0.06～0.18	/	0.27～0.63	≤0.035	/	/	/	/	/	≥325	≥180	35

A192 化学成份、机械性能 A192 Chemical components and mechanical property

标准 Standard	牌号 Trade mark	化学成份 Chemical components							机械性能 Mechanical property		
		C	Si	Mn	P、S	Cu	Ni	Mo	抗拉强度 Tensile Strength (Mpa)	屈服强度 Yield Strength (Mpa)	伸长率 Elongation (%)
ASTM A192	A192	0.06～0.18	≤0.25	0.27～0.63	≤0.035	/	/	/	≥325	≥180	≥35

TECHNICAL PARAMETERS

The common materials: 20# and Q345. Technical Standard: API 5L B, ASTM A106 GR.B, ASTM A53 GR.B; High-pressure boiler pipe GB5310-2009, Special pipe for fertilizer making GB6479-2013, pipe for petroleum cracking GB9948-2013, low- and medium-pressure boiler pipe GB3087-2008, fluid pipe GB/T8163-2008, structural pipe GB/T8162-2008 and hydraulic support pipe GB/T17396-2009.

370 化学成份、机械性能 370 Chemical components and mechanical property

牌号 Trade mark	化学成份 Chemical components					机械性能 Mechanical property		
	C	Si	Mn	P	S	抗拉强度 Tensile Strength (Mpa)	屈服强度 Yield Strength (Mpa)	伸长率 Elongation (%)
STPG 370	≤0.25	≤0.35	0.30～0.90	≤0.040	≤0.040	≥370	≥218	30
STS 370	≤0.25	0.10～0.35	0.30～1.10	≤0.035	≤0.035	≥370	≥215	30
STPT 370	≤0.25	0.10～0.35	0.30～0.90	≤0.035	≤0.035	≥370	≥215	30

A213 化学成份、机械性能 A213 Chemical components and mechanical property

标准 Standard	牌号 Trade mark	化学成份 Chemical components									机械性能 Mechanical property		
		C	Si	Mn	P、S	Cu	Ni	Mo	Cr	V	抗拉强度 Tensile Strength (Mpa)	屈服强度 Yield Strength (Mpa)	伸长率 Elongation (%)
ASTM A213	A213T11	0.05～0.15	0.50～1.00	0.30～0.60	≤0.025	/	/	0.44～0.65	1.0～1.5	/	≥415	≥170	≥30
	A213T12	0.05～0.15	≤0.50	0.30～0.61	≤0.025	/	/	0.44～0.65	0.80～1.25	/	≥415	≥220	≥30
	A213T22	0.05～0.15	≤0.50	0.30～0.60	≤0.025	/	/	0.87～1.13	1.90～2.60	/	≥415	≥205	≥30

A210 化学成份、机械性能 A210 Chemical components and mechanical property

标准 Standard	牌号 Trade mark	化学成份 Chemical components									机械性能 Mechanical property		
		C	Si	Mn	P、S	Cu	Ni	Mo	Cr	V	抗拉强度 Tensile Strength (Mpa)	屈服强度 Yield Strength (Mpa)	伸长率 Elongation (%)
ASTM A210	A210A1	≤0.27	≥0.10	≤0.93	≤0.35	/	/	/	/	/	≥415	≥255	≥30
	A210C	≤0.35	≥0.10	0.29～1.06	≤0.35	/	/	/	/	/	≥485	≥275	≥30

无缝钢管技术参数 TECHNICAL PARAMETERE OF SEAMLESS STEEL PIPE

GB9948-2006外径壁厚允许偏差
GB9948-2006 Outdiameter and Wall Thickness Tolerance

分类代号 Classification	制造方式 Production Technology	钢管公称尺寸 Norminal Pipe Size		允许偏差 Tolerance 普通 Usual	高级 High Class
WH	热轧（挤压）钢管 Hot rolling	外径（D）	≤50	±0.50	±0.30
			>50~159	±1%D	±0.75%D
			>159	±1%D	±0.9%D
		壁厚（S）	≤20	+15%S −10%S	±10%S
			>20	+12.5%S −10%S	±10%S
	热扩钢管 Hot Expantion	外径（D）	全部 ALL	±1%D	
		壁厚（S）	全部 ALL	±15%S	
WC	冷拔（轧）钢管 Cold Drawning	外径（D）	14~30	±0.20	±0.15
			>30~50	±0.30	±0.25
			>50	±0.75%D	±0.6%D
		壁厚（S）	≤3.0	+12.5%S −10%S	±10%S
			>3.0	±10%S	±7.5%S

各种标准无缝钢管的化学成分及力学性能
All Kinds of Standards of Seamless Steel Pipe
Chemical Composition and Mechanical Properties

STRUCTURAL PIPE 结构管

Trade mark 牌号	Chemical composition(Smelt analysis) 化学成分（熔炼分析）%							
	C	Si	Mn	P	S	Cr	Ni	Cu
						Max 不大于		
10	0.07-0.13	0.17-0.37	0.35-0.65	0.035	0.035	0.15	0.30	0.25
20	0.17-0.23	0.17-0.37	0.35-0.65	0.035	0.035	0.25	0.30	0.25
35	0.32-0.39	0.17-0.37	0.50-0.80	0.035	0.035	0.25	0.30	0.25
45	0.42-0.50	0.17-0.37	0.50-0.80	0.035	0.035	0.25	0.30	0.25

Trade mark 牌号	Mechanical properties 力学性能						
	Tensile strength 抗拉强度 MPa	Yield point 屈服点 Mpa Min. 不小于 Wall thickness 壁厚（mm）			Percentage elongation 伸长率（Lo=6do）% Min 不小于	Distance Between Plates Fir Flattening Tests (H) 压扁试验 平板间距离 H(mm)	Standards adopted 采用标准
		≤16mm	>16-30mm	>30mm			
10	≥335	205	195	185	24	2/3D	GB8162
20	≥410	245	235	225	20	2/3D	
35	≥510	305	295	285	17	-	
45	≥590	335	325	315	14	-	

无缝钢管技术参数 TECHNICAL PARAMETERE OF SEAMLESS STEEL PIPE

各种标准无缝钢管的化学成分及力学性能
All Kinds of Standards of Seamless Steel Pipe
Chemical Composition and Mechanical Properties

BOILER TUBE 锅炉管

Trade mark 牌号	Steel tube classification 钢管类别	Chemical composition(Smelt analysis) 化学成分（熔炼分析）%							
		C	Si	Mn	P	S	Cr	Mo	V
					Max.不大于				
10	Midium-Low Pressure Boiler Tube 中低压锅炉管	0.07-0.13	0.17-0.37	0.35-0.65	0.035	0.035	0.15	-	-
20		0.17-0.23	0.17-0.37	0.35-0.65	0.035	0.035	0.25	-	-
20G	High Pressure Boiler tube 高压锅炉管	0.17-0.23	0.17-0.37	0.35-0.65	0.025	0.015	-	-	-

Trade mark 牌号	Mechanical properties 力学性能					
	Tensile strength 抗拉强度 MPa	The Yield point for following tubes with various wall thichness 下列壁厚（mm）钢管的屈服点 Mpa Min. J不小于 ≤16	>16	Percentage elongation 伸长率δ5% Lo=5do % Min. 不小于	Impact toughness value (DVM-Sample) 冲击韧性值 (DVM-试样) (纵向)J Min. 不小于	Standards adopted 采用标准
10	335-475	205	195	24	-	GB3087
20	410-550	245	235	20	-	GB3087
20G	410-550	245		24	40	GB5310

FIUID TRANSFERING PIPE 流体输送管

Trade mark 牌号	Chemical composition(Smelt analysis) 化学成分（熔炼分析）%							
	C	Si	Mn	P	S	Cr	Ni	Cu
						Max. 不大于		
20	0.17-0.23	0.17-0.37	0.35-0.65	0.035	0.035	0.25	0.30	0.25

Trade mark 牌号	Mechanical properties 力学性能				
	Tensile strength 抗拉强度 MPa	Yield point 屈服点 Mpa Min. 不小于 Wall thickness 壁厚（mm） ≤16	>16	Percentage elongation 伸长率（Lo=6do）% Min. 不小于	Standards adopted 采用标准
20	410~530	245	235	20	GB8163

外径壁厚公差表 API 5L TOLERANCES FOR DIAMETER AND WALL THICKNESS API 5L

Tolerance[a] (Percent of Specified Wall Thickness)			
Size	Type of Pipe	Grade B or Lower	Grade X42 or Higher
≤2 7/8	ALL	+20.0,-12.5	+15.0,-12.5
>2 7/8 and<20	ALL	+15.0,-12.5	+15.0,-12.5
≥20	Welded	+17.5,-12.5	+19.5,-8.0
≥20	Seamless	+15.0,-12.5	+17.5,-10.0

[a]Where negatice tolerances smaller than those listed are specified by the purchaser,the positive tolerance shall be increased to the applicable total tolerance range in percent less the wall thickness negative tolerance.

TOLERANCE FOR DIAMETER AT PIPE ENDS

Out-of-Roundness					
Size	Minus Tolerance	Plus Tolerance	End-to-End Tolerance	Diameter,Axis Tolerance (Percent of Specified OD)[a]	Maximum Differential Between Minimum and Maximum Diameters (Applies only to Pipe with D/t≤75)
≤10 3/4	1/64(0.4mm)	1/16(1.6mm)	-	-	-
>10 3/4 and≤20	1/32(0.8mm)	3/32(2.4mm)	-	-	-
>20 and≤42	1/32(0.8mm)	3/32(2.4mm)	b	±1%	≤0. 500in. (12. 7mm)
>20	1/32(0.8mm)	3/32(2.4mm)	b	±1%	≤0. 625in. (15. 9mm)

[a]Out-of-roundness tolerances apply to maximum and minimum diameters as measured with a bar gage,caliper,or device measuring actualmaximum and minimum diameters.
[b]The average diameter(as measured with a diameter tape) of one end of pipe shall not differ by more than 3/32 in.(2.4mm) from that of the other end.

外径壁厚公差表 ASTM A106 OUTDIAMITER & WALL THICKNESS TOLERANCEASTM A106

NPS [DN] DESIGNATOR	PERMISSIBLE VARIATIONS IN OUTSIDE DIAMETER
1/8" TO 11/2"[6to40]	±1/64in [±0.4mm]
11/2"<NPS≤4"[40 to 100]	±1/32in [0.8mm]
4"<NPS≤8" [100 to 200]	–1/32in - +1/16in[-0.8mm--+1.6mm]
8"<NPS≤18" [200 to 450]	–1/32in - +3/32in[-0.8mm--+2.4mm]
18"<NPS≤26" [450 to 650]	–1/32in - +1/8in[-0.8mm--+3.2mm]
26"<NPS≤34" [650 to 850]	–1/32in - +5/32in[-0.8mm--+4mm]
34"<NPS≤48" [850 to 1200]	–1/32in - +3/16in[-0.8mm--+4.8mm]
WALL THICKNESS TOLERANCE 壁厚公差	ALL PIONTS SHOULD BE≥-12.5% THE SPECIFIED WALL THICKNESS

外径壁厚公差 ASTM A53 TOLERANCE FOR DIAMETER AND WALL THICKNESS:ASTM A53

NPS[DN]DESIGNATOR	PERMISSIBLE VARIATIONS IN OUTSIDE DIAMETER
≤11/2"[DN40] ≥2"[DN50]	±1/64in [0.4mm] ±1%
WALL THICKNESS TOLERANCE 壁厚公差	ALL PIONTS SHOULD BE≥-12.5% THE SPECIFIED WALL THICKNESS

SAMPLE PIPE
样品管







管箍尺寸和重量 SIZE AND WEIGHT FOR COUPLING

API SPECIFICATION 5L/ISO 3183

钢管规定外径 O、D for pipes mm(in)	接箍尺寸 Sizes for coupling mm(in)				接箍理论重量 Weight for coupling Kg(1b)
	规定外径[a] O、D for coupling W[b]	规定最小长度 Min length for coupling NL[b]	规定凹槽直径 Diameter for socket Q[a]	规定承载面宽度 Width for bearing surface b	
10.3(0.405)	14.3(0.563)	27.0(1.063)	11.9(0.468)	0.8(0.031)	0.02(0.04)
13.7(0.540)	18.3(0.719)	41.3(1.625)	15.3(0.603)	0.8(0.031)	0.04(0.09)
17.1(0.675)	22.2(0.875)	41.3(1.625)	18.8(0.738)	0.8(0.031)	0.06(0.13)
21.3(0.840)	27.0(1.063)	54.0(2.125)	22.9(0.903)	1.6(0.063)	0.11(0.24)
26.7(1.050)	33.4(1.313)	54.0(2.125)	28.3(1.113)	1.6(0.063)	0.15(0.34)
33.4(1.315)	40.0(1.576)	66.7(2.625)	35.0(1.378)	2.4(0.093)	0.25(0.54)
42.2(1.660)	52.2(2.054)	69.8(2.750)	43.8(1.723)	2.4(0.093)	0.47(1.03)
48.3(1.900)	55.9(2.200)	69.8(2.750)	49.9(1.963)	2.4(0.093)	0.41(0.90)
60.3(2.375)	73.0(2.875)	73.0(2.875)	62.7(2.469)	3.2(0.125)	0.84(1.86)
73.0(2.875)	85.7(3.375)	104.8(4.125)	75.4(2.969)	4.8(0.188)	1.48(3.27)
88.9(3.500)	101.6(4.000)	108.0(4.250)	91.3(3.594)	4.8(0.188)	1.86(4.09)
101.6(4.000)	117.5(4.625)	111.1(4.375)	104.0(4.094)	4.8(0.188)	2.69(5.92)
114.3(4.500)	132.1(5.200)	114.3(4.500)	116.7(4.594)	6.4(0.250)	3.45(7.60)
141.3(5.563)	159.9(6.296)	117.5(4.625)	143.7(5.657)	6.4(0.250)	4.53(9.99)
168.3(6.625)	187.7(7.390)	123.8(4.875)	170.7(6.719)	6.4(0.250)	5.87(12.93)
219.1(8.625)	244.5(9.625)	133.4(5.250)	221.5(8.719)	6.4(0.250)	10.52(23.20)

API SPECIFICATION 5L/ISO 3183

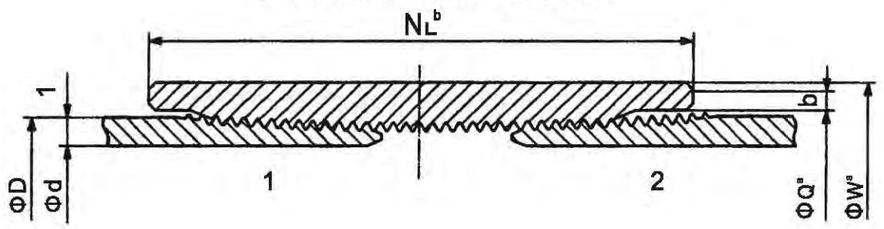

无缝管技术参数 TECHNICAL PARAMETERS OF SEAMLESS STEEL PIPE

无 缝 钢 管 Seamless Steel Pipe

合金管 Alloy pipe	Cr5Mo.(P5、STFA25、T5)15CrMo(P11、P12、STFA22)13CrMo44 12Cr1MoV P22(10CrMo 910)T91、P91、P9、T9 Wb36	GB5310 GB9948 ASTMA335/A335M ASTMA213/213M DIN17175 JISG3467 JISG3458	Φ16-824*2-100	石油、化工、电力、锅炉行业的耐高压、耐高温、耐低温、耐腐蚀用无缝钢管 The seamless steel pipe features resistance to high pressure, high/low temperature and corrosion and is used in the industries of petroleum, chemical engineering and electric power as well as boiler
高压锅炉管 High-pressure boiler pipe	20G、A106、ST45.8/III	GB5310 ASTMA106 DIN17175	Φ14-630*2-80	高压锅炉用耐热无缝钢管 Temperature-resistant seamless steel pipe for high-pressure boiler
石油裂化管，化肥设备用高压无缝管 High-pressure seamless pipe for petroleum cracking and fertilizer making equipments	20、12CrMo、15CrMo	GB9948	Φ10-530*1.5-36	石油精炼厂的炉管、热交换管、管道用无缝钢管 Boiler pipe for refinery, heat-exchanging pipe, seamless steel pipe for pipeline
	20、16Mn、Q345	GB6479	Φ18-530*3-40	化肥设备、管道 Fertilizer making equipment and pipe line
低中压锅炉管 Low-and medium-pressure boiler pipes	10、20	GB3087	Φ10-530*2-40	低中压锅炉过热用管、沸水管、机车大小烟管 Over-heat pipe for low- and medium-pressure boiler, boiling water pipe, locomotive smoke pipe (big and small)
流体管 Fluid pipe	20、Q345	GB/T8163	Φ8-630*1.0-40	流体输送 Fluid feeding
结构管 Structural pipe	10、20、35、45、16Mn、Q345B	GB/T8162	Φ6-1020*1.5-100	一般结构用 For common structure
管线管 Line pipe	B 级	API 5L	Φ60-630*1.5-40	石油、天然气，工业输送气、水、油 Carrying gas, water or oil in the industries of petroleum and natural gas
液压支柱管 Hydraulic prop pipe	27SiMn	GB/T17396	Φ70-377*9-40	液压支架 液压支柱 Hydraulic support and prop
船用管 Ship pipe	410	GB/T5312	Φ14-426*1.5-45	制造船舶用耐压管、锅炉及过热器用管 Pipes for ship, boiler and over-heater

TUBING AND CASING PIPE 油套管



标准 STANDARD:

API SPEC 5CT、API SPEC 5B、ISO 11960

用途 APPLICATION:

油管用于主要用于连接钻铤和钻头并传递钻井动力；套管是用于支撑油、气井井壁的钢管，以保证钻井过程进行和完井后整个油井的正常运行。

Tubing is used to extracting petroleum and natural gas from a well.

Casing serves as walls of well.

技术参数 TECHNOLOGY DATA:

公差范围 Tolerance

Itemm		Tolerance
Outside Diameter	Pipe Body	D≤101.60mm±0.79mm
		D≥114.30mm+1.0%D-,5%D
	Coupling	±1%D
Wall Thickness		0,-12.5%t
Weight	Single Lengths	+6.5%-3.5%
	Carload Lots	0,-1.75%

机械性能 Mechanical Properties

Grade	Yield Strength				Tensile strength		Hardness		Allcwable Hardness Variation
	min		max		min		max		
	Psi	Mpa	Psi	Mpa	Psi	Mpa	Hrc	Bhn	Hrc
J55	55,000	379	80,000	552	75,000	517	-	-	-
K55	55,000	379	80,000	552	95,000	655	-	-	-
N80	80,000	552	80,000	758	100,000	689	-	-	-

化学成分 Chemical Composition(%)

Grade	Chemical Composition%									
	C	Si	Mn	P	S	Cr	Ni	Cu	V	Als
J55/K55	0.34-	0.20-	1.25-	≤	≤	≤	≤	≤		≤
(37Mn5)	0.39	0.35	1.50	0.020	0.015	0.15	0.20	0.20		0.020
N80	0.34-	0.25-	1.45-	≤	≤	≤	≤	≤		≤
(36Mn2V)	0.38	0.40	1.70	0.020	0.015	0.15	0.20	0.20	0.11-0.16	0.020

长度范围 Length

	(Range 1)	(Range 2)	(Range 3)
Tubing	6.10-7.32m	8.53-9.75m	11.58-12.80m
Casing	4.88-7.62m	7.62-10.36m	10.36-14.63m
Pup Joint	0.5m-6.0m(2FEET-20FEET)		

油管尺寸 Available size of tubing

Size Designation	Weight Designation		OD		WT		Type Of End Finish					
							Steel Grade					
	N	U	in	mm	in	mm	J55	L80-1	N80	C90	T95	P110
1.900″	2.4	-	1.9	48.26	0.125	3.18	PI	-	-	-	-	-
	2.75	2.9	1.9	48.26	0.145	3.68	PNUI	PNUI	PNUI	PNUI	PNUI	-
	3.65	-	1.9	48.26	0.2	5.08	PU	PU	PU	PU	PU	PU
2 3/8″	4	-	2.375	60.32	0.167	4.24	PN	PN	PN	PN	PN	-
	4	4.7	2.375	60.32	0.19	4.83	PNU	PNU	PNU	PNU	PNU	-
	5.8	5.95	2.375	60.32	0.254	6.45	-	PNU	PNU	PNU	PNU	PNU
	6.6	-	2.375	60.32	0.259	7.49	-	P	-	P	P	PNU
	7.35	7.45	2.375	60.32	0.336	8.53	-	PU	-	PU	PU	-
2 7/8″	6.4	6.5	2.875	73.02	0.217	5.51	PNU	PNU	PNU	PNU	PNU	-
	7.8	7.9	2.875	73.02	0.276	7.01	-	PNU	PNU	PNU	PNU	PNU
	8.6	8.7	2.875	73.02	0.308	7.82	-	PNU	PNU	PNU	PNU	PNU
	9.35	9.45	2.875	73.02	0.34	8.64	-	PU	-	PU	PU	PNU
	10.5	-	2.875	73.02	0.392	9.96	-	P	-	P	P	-
	11.5	-	2.875	73.02	0.44	11.18	-	P	-	P	P	-
3 1/2″	7.7	-	3.5	88.9	0.216	5.49	PN	PN	PN	PN	PN	-
	9.2	9.3	3.5	88.9	0.254	6.45	PNU	PNU	PNU	PNU	PNU	-
	10.2	-	3.5	88.9	0.289	7.34	PN	PN	PN	PN	PN	PNU
	12.7	12.95	3.5	88.9	0.375	9.52	-	PNU	PNU	PNU	PNU	-
	14.3	-	3.5	88.9	0.43	10.92	-	P	-	P	P	PNU
	15.5	-	3.5	88.9	0.476	12.09	-	P	-	P	P	-
	17	-	3.5	88.9	0.53	13.46	-	P	-	P	P	-
4″	9.5	-	4	101.6	0.226	5.74	PN	PN	PN	PN	PN	-
	10.7	11	4	101.6	0.262	6.65	PU	PU	PU	PU	PU	-
4 1/2″	12.6	12.75	4.5	114.3	0.271	6.88	PNU	PNU	PNU	PNU	PNU	-
	15.2	-	4.5	114.3	0.337	8.56	-	P	-	P	P	-
	17	-	4.5	114.3	0.38	9.65	-	P	-	P	P	-
	18.9	-	4.5	114.3	0.43	10.92	-	P	-	P	P	-
	21.5	-	4.5	114.3	0.5	12.7	-	P	-	P	P	-
	23.7	-	4.5	114.3	0.56	14.22		P		P	P	-
	26.1	-	4.5	114.3	0.63	16	-	P	-	P	P	

Note: P—Plain End; N—Non External Upset; U—External Upset; T&C—Threading&Coupling; I—Integral Connector.

⊙ 套管尺寸 Available Size Of Casing

Size Designation	Weight Designation	OD		WT		Type Of End Finish							
						Steel Grade							
		in	mm	in	mm	J55 K55	L80-1	N80	C90	C95	T95	P110	M65
4 1/2″	9.5	4.5	114.3	0.205	5.21	PS	-	-	-	-	-	-	-
	10.5	4.5	114.3	0.224	5.69	PSB	-	-	-	-	-	-	-
	11.6	4.5	114.3	0.25	6.35	PSLB	PLB	PLB	PLB	PLB	PLB	PLB	PLB
	13.5	4.5	114.3	0.29	7.37	-	PLB	PLB	PLB	PLB	PLB	PLB	PLB
	15.1	4.5	114.3	0.337	8.56	-	-	-	-	-	-	PLB	-
5″	11.5	5	127	0.22	5.59	PS	-	-	-	-	-	-	-
	13	5	127	0.253	7.52	PSLB	-	-	-	-	-	-	-
	15	5	127	0.296	9.19	PSLB	PLB	PLB	PLB	PLB	PLB	PLB	PLB
	18	5	127	0.362	9.19	-	PLB	PLB	PLB	PLB	PLB	PLB	PLB
	21.4	5	127	0.437	11.1	-	PLB	PLB	PLB	PLB	PLB	PLB	PLB
	23.2	5	127	0.478	12.14	-	PLB	PLB	PLB	PLB	PLB	PLB	PLB
	24.1	5	127	0.5	12.7	-	PLB	PLB	PLB	PLB	PLB	PLB	PLB
5 1/2″	14	5.5	139.7	0.244	6.2	PS	-	-	-	-	-	-	-
	15.5	5.5	139.7	0.275	6.98	PSLB	-	-	-	-	-	-	-
	17	5.5	139.7	0.304	7.72	PSLB	PLB	PLB	PLB	PLB	PLB	PLB	PLB
	20	5.5	139.7	0.361	9.17	-	PLB	PLB	PLB	PLB	PLB	PLB	PLB
	23	5.5	139.7	0.415	10.54	-	PLB	PLB	PLB	PLB	PLB	PLB	PLB
	26.8	5.5	139.7	0.5	12.7	-	-	-	P	-	P	P	P
	29.7	5.5	139.7	0.562	14.27	-	-	-	P	-	P	P	P
	32.6	5.5	139.7	0.625	15.88	-	-	-	P	-	P	P	P
	35.3	5.5	139.7	0.687	17.45	-	-	-	P	-	P	P	P
	38	5.5	139.7	0.75	19.05	-	-	-	P	-	P	P	P
	40.5	5.5	139.7	0.812	20.62	-	-	-	P	-	P	P	P
	43.1	5.5	139.7	0.875	22.22	-	-	-	P	-	P	P	P
6 5/8″	20	6.625	168.28	0.288	7.32	PSLB	-	-	-	-	-	-	-
	24	6.625	168.28	0.352	8.94	PSLB	PLB	PLB	PLB	PLB	PLB	PLB	PLB
	28	6.625	168.28	0.417	10.59	-	PLB	PLB	PLB	PLB	PLB	PLB	PLB
	32	6.625	168.28	0.475	12.06	-	PLB	PLB	PLB	PLB	PLB	PLB	PLB
7″	20	7	177.8	0.272	6.91	PS	-	-	-	-	-	-	PS
	23	7	177.8	0.317	8.05	PSLB	PLB	PLB	PLB	PLB	-	-	PLB
	26	7	177.8	0.362	9.19	PSLB	PLB	PLB	PLB	PLB	PLB	PLB	PLB
	29	7	177.8	0.408	10.36	-	PLB	PLB	PLB	PLB	PLB	PLB	PLB
	32	7	177.8	0.453	11.51	-	PLB	PLB	PLB	PLB	PLB	PLB	PLB
	35	7	177.8	0.498	12.65	-	PLB	PLB	PLB	PLB	PLB	PLB	PLB
	38	7	177.8	0.54	13.72	-	PLB	PLB	PLB	PLB	PLB	PLB	PLB
7 5/8″	26.4	7.625	193.68	0.328	8.33	PSLB	PLB	PLB	PLB	PLB	PLB	PLB	-
	29.7	7.625	193.68	0.375	9.52	-	PLB	PLB	PLB	PLB	PLB	PLB	PLB
	33.7	7.625	193.68	0.43	10.92	-	PLB	PLB	PLB	PLB	PLB	PLB	PLB
	39	7.625	193.68	0.5	12.7	-	PLB	PLB	PLB	PLB	PLB	PLB	PLB
	42.8	7.625	193.68	0.562	14.27	-	PLB	PLB	PLB	PLB	PLB	PLB	PLB
	45.3	7.625	193.68	0.595	15.11	-	PLB	PLB	PLB	PLB	PLB	PLB	PLB
	47.1	7.625	193.68	0.625	15.88	-	PLB	PLB	PLB	PLB	PLB	PLB	PLB
8 5/8″	24	8.625	219.08	0.264	6.71	PS	-	-	-	-	-	-	-
	28	8.625	219.08	0.304	7.72	-	-	-	-	-	-	-	-
	32	8.625	219.08	0.352	8.94	PSLB	-	-	-	-	-	-	-
	36	8.625	219.08	0.4	10.16	PSLB	PLB	PLB	PLB	PLB	PLB	PLB	-
	40	8.625	219.08	0.45	11.43	-	PLB	PLB	PLB	PLB	PLB	PLB	PLB
	44	8.625	219.08	0.5	12.7	-	PLB	PLB	PLB	PLB	PLB	PLB	PLB
	49	8.625	219.08	0.557	14.15	-	PLB	PLB	PLB	PLB	PLB	PLB	PLB
9 5/8″	32.3	9.625	244.48	0.312	7.92	-	-	-	-	-	-	-	-
	36	9.625	244.48	0.352	8.94	PSLB	-	-	-	-	-	-	PSLB
	40	9.625	244.48	0.395	10.03	PSLB	PLB	PLB	PLB	PLB	PLB	-	PSLB
	43.5	9.625	244.48	0.435	11.05	-	PLB	PLB	PLB	PLB	PLB	PLB	-
	47	9.625	244.48	0.472	11.99	-	PLB	PLB	PLB	PLB	PLB	PLB	-
	53.5	9.625	244.48	0.545	13.84	-	PLB	PLB	PLB	PLB	PLB	PLB	-
	58.4	9.625	244.48	0.595	15.11	-	PLB	PLB	PLB	PLB	PLB	PLB	-
	59.4	9.625	244.48	0.609	15.47	-	-	-	P	-	P	-	-
	64.9	9.625	244.48	0.672	17.07	-	-	-	P	-	P	-	-
	70.3	9.625	244.48	0.734	18.64	-		-	P	-	P	-	-
	75.6	9.625	244.48	0.797	20.24	-	-	-	P	-	P	-	-
10 3/4″	32.75	10.75	273.05	0.279	7.09	-	-	-	-	-	-	-	-
	40.5	10.75	273.05	0.35	8.89	PSB	-	-	-	-	-	-	PSB
	45.5	10.75	273.05	0.4	10.16	PSB	-	-	-	-	-	-	PSB
	51	10.75	273.05	0.45	11.43	PSB	PSB	PSB	PSB	PSB	PSB	PSB	PSB
	55.5	10.75	273.05	0.495	12.57	-	PSB	PSB	PSB	PSB	PSB	PSB	PSB
	60.7	10.75	273.05	0.545	13.34	-	-	-	PSB	-	PSB	PSB	-
	65.7	10.75	273.05	0.595	15.11	-	-	-	PSB	-	PSB	PSB	-
	73.2	10.75	273.05	0.672	17.07	-	-		P	-	P	-	-
	79.2	10.75	273.05	0.734	18.64	-	-	-	P	-	P	-	-
	85.3	10.75	273.05	0.797	20.24	-	-	-	P	-	P	-	-
11 3/4″	42	11.75	298.45	0.333	8.46	-	-	-	-	-	-	-	-
	47	11.75	298.45	0.375	9.53	PSB	-	-	-	-	-	-	PSB
	54	11.75	298.45	0.435	11.05	PSB	-	-	-	-	-	-	PSB
	60	11.75	298.45	0.489	12.42	PSB	PSB	PSB	PSB	PSB	PSB	PSB	PSB
	65	11.75	298.45	0.534	13.56	-	P	P	P	P	P	P	-
	71	11.75	298.45	0.582	14.78	-	P	P	P	P	P	P	-
13 3/8″	48	13.375	339.72	0.33	8.38	-	-	-	-	-	-	-	-
	54.5	13.375	339.72	0.38	9.65	PSB	-	-	-	-	-	-	PSB
	61	13.375	339.72	0.43	10.92	PSB	-	-	-	-	-	-	PSB
	68	13.375	339.72	0.48	12.19	PSB	PSB	PSB	PSB	PSB	PSB	PSB	PSB
	72	13.375	339.72	0.514	13.06	-	PSB	PSB	PSB	PSB	PSB		

Note: P--Plain End; S--Short round thread; L--Long round thread; B--Buttress thread.

生产流程图

OCTG PROCESS FLOW CHART

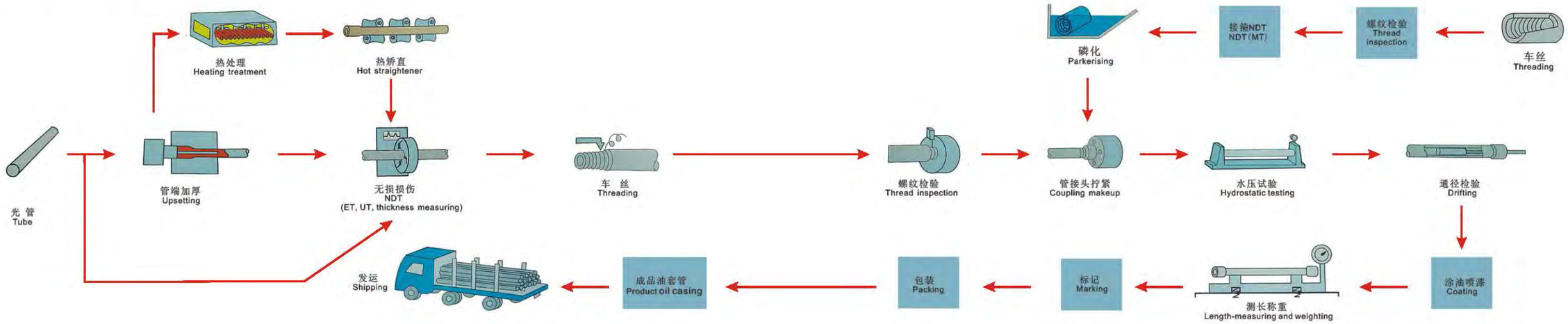

>>Drill pipe production chart Drill pipe production chart)

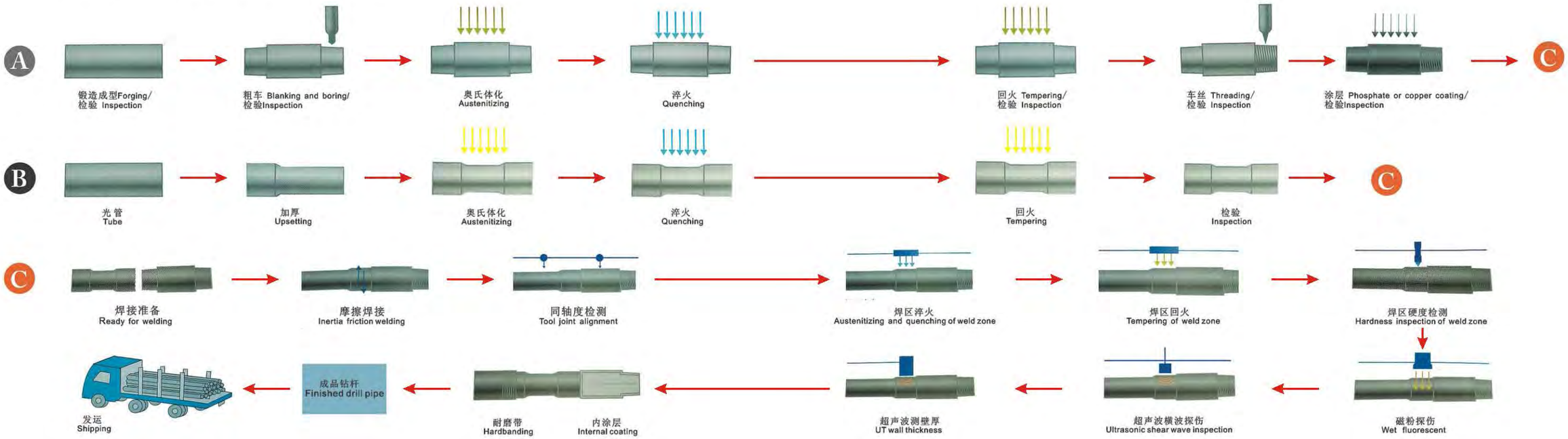

BOILER TUBE 锅炉管

标准 STANDARD:

DIN 17175 GB5310 SA192 SA179 etc

用途 APPLICATION:

高压锅炉管用于低中压锅炉(工作压力一般不大于5.88Mpa，工作温度在450℃以下)的受热面管子;用于高压锅炉(工作压力一般在9.8Mpa以上，工作温度在450℃～650℃之间)的受热面管子、省煤器、过热器、再热器、石化工业用管等。

For manufacturing heating-pipelines,containers, steaming pipelines of low or medium pressure boilers (p≤450,work pressure≤5.88Mpa)



规格 SPECIFICATION

外径19mm—610mm SRE Range: From 19mm on to 610mm

壁厚2mm—65mm Wall Thickness:From 2mm to 65mm WT

技术参数 Technology Data

Standard	Grade	(MPa) Terale Strength	Yield port not less than	Elongation not less than	Impact not less than	Hanchess not less than
DIN17175	St35.8	360-480	235(t≤16mm) 225(t>16mm)	25	—	—
	St45.8	410-530	255(t≤16mm) 245(t>16mm)	21	—	—
	15Mo3	450-600	270	22	—	—
	13CrMo44	440-590	290	22	—	—
	10CrMo910	450-600	280	20	—	—
	14MoV63	460-610	320	20	55	—
	12Cr1MoV	470-640	255	21	41	—
GB17175	20G	410-550	245	纵24 横22	纵40 横27	—
	25MnG	485-640	275	纵20 横18	纵40 横27	—
	15mOG	450-600	270	纵22 横20	纵40 横27	—
	20MoG	415-665	220	纵22横20	纵40 横27	—
	12CrMoG	410-560	205	纵21 横19	纵40 横27	—
	12Cr2MoG	450-600	280	纵22 横20	纵40 横27	—
	12Cr1MoVG	470-640	255	纵21 横19	纵40 横27	—
	12Cr2MoWVTIB	540-735	345	18	纵40 横27	—
	10Cr9Mo1VNb	≥585	415	20	40	
	1Cr18Ni9	≥520	206	35		
	1Cr19Ni11Nb	≥520	206	35		
ASTMA 108M ASME SA-108	A 106B/SA-106B	≥415	240	30	—	—
	A 108C/SA-106C	≥485	275	30	—	
ASTMA 192M ASME SA-192M	A 192/SA-192	≥325	180	35	—	77HRB(137HBW)
ASTMA 209M ASME SA-209M	A 209T1/SA-209T1	≥380	205		—	80HRB(146HBW)
	A 209T1b/SA-209T1b	≥385	195		—	77HRB(137HBW)
	A 209T1a/SA-209T1a	≥415	220		—	81HRB(153HBW)
ASTMA 210M ASME SA-210M	A 210A1/SA-210A1	≥415	255		—	79HRB(143HBW)
	A 210C/SA-210C	≥485	275		—	89HRB(179HBW)
ASTMA 213M ASME SA-213M	A 213T2/SA-213T2	≥415	205		—	85HRB(163HBW)
	A 213T11/SA-213T11	≥415	205		—	85HRB(163HBW)
	A 213T22/SA-213T22	≥415	205		—	85HRB(163HBW)
	A 213T23/SA-213T23	≥510	400	20	—	97HRB(220HBW)
	A 213T24/SA-213T24	≥585	415	20		25HRB(250HBW)
	A 213T91/SA-213T91	≥585	415	20		25HRB(250HBW)
	A 213T911/SA-213T911	≥620	440	20		25HRB(250HBW)
	A 213T92/SA-213T92	≥620	440	20	—	25HRB(250HBW)
	A 213T122/SA-213T122	≥620	400	20	—	25HRB(250HBW)
	TP304H	≥515	205	35	—	90HRB(192HBW)
	TP318H	≥515	205	35		90HRB(192HBW)
	TP321H	≥515	205	35		90HRB(192HBW)
	TP347H	≥515	205	35		90HRB(192HBW)
	S30432	≥590	235	35		95HRB(219HBW)
	TP310HCbN	≥655	295	30		100HRB(256HBW)

化学成分 Chemical Composition(%)

Grade		C	Si	Mn	S	P	Cr	Mo	V	Ti	B	W	Ni	Al	Nb	N	Others
Standard	Steel Grade				Max												
GB5310	12Cr2MoWVTB	0.08-0.05	0.45-0.75	0.45-0.65	0.015	0.025	1.60-2.10	0.50-0.65	0.28-0.42	0.03-0.18	0.002-0.008	0.30-0.55	—				
	10Cr9Mo1VNON	0.08-0.12	0.20-0.50	0.30-0.60	0.010	0.020	8.00-9.50	0.35-1.05	0.18-0.25	—	—	—	≤ 0.040	≤ 0.040	0.06-0.10	0.03-0.07	
	07Cr19Ni10	0.04-0.10	≤0.75	≤2.00	0.015	0.035	17.00-20.00		8.00-11.00	—	—	—					
	07Cr13Ni11No	0.04-0.10	≤0.75	≤2.00	0.15	0.03	17.00-19.00			—	—	—	9.00-13.00		3C-1.10		
ASTM A 106M ASME SA-106	A 106B SA-106B	≤0.30	≥0.10	0.20-1.06	0.020	0.025	—		—	—	—	—	—				
	A 106C SA-106C	≤0.35	≥0.10	0.20-1.06	0.020	0.025			—	—	—	—	—				
ASTM A 192M ASME SA-192M	A 192 SA-192	0.06-0.13	≤0.25	0.27-0.63	0.020	0.025	—	—	—	—	—	—	—				
ASTM A 209M ASME SA-209M	A 209T1 SA-209T1	0.10-0.20	0.10-0.50	0.30-0.60	0.020	0.025			—	—	—	—	—				
	A 209T1b SA-209T1b	≤0.14	0.10-0.50	0.30-0.60	0.020	0.025				—	—	—	—				
	A 209T1a SA-209T1a	0.15-0.25	0.10-0.50	0.30-0.60	0.020	0.025				—	—	—	—				
ASTM A 210M ASME SA-210M	A 210A1 SA-210A1	≤0.27	≥0.10	≤0.93	0.020	0.025											
	A 210C SA-210C	≤0.35	≥0.10	0.20-1.06	0.020	0.025	—	—	—	—	—	—	—				
ASTM A 213M ASME SA-213M	A 213T2 SA-213T2	0.10-0.20	0.10-0.30	0.30-0.61	0.020	0.025	0.50-0.61	0.44-0.65	—	—	—	—	—				
	A 213T11 SA-213T11	0.05 0.15	0.50-1.00	0.30-0.60	0.020	0.025	1.00-1.50	0.44-0.65	—	—	—	—	—				
	A 213T12 SA-213T12	≤0.15	≤0.50	0.30-0.61	0.020	0.025	0.30-1.25	0.44-0.65	—	—	—	—	—				
	A 213T22 SA-213T22	0.05-0.15	≤0.50	0.30-0.60	0.020	0.025	1.90-2.60	0.37-1.13	—	—	—	—	—				
	A 213T23 SA-213T23	0.04-0.10	≤0.50	0.10-0.60	0.010	0.025	1.90-2.60	0.05-0.30	0.20-0.30	0.005-0.06	0.005-0.006	1.45-1.75	—	≤0.03	0.02-0.08	≤0.03	Ti/N ≥3.5

GALVANIZED PIPE 镀锌钢管

1)外径范围：1/2 " —32 " Outer diameter:1/2 " —32 "
2)壁厚范围：2.77mm—33mm Wall thickness: 2.77mm—33mm
3)长度范围：10米以上 Length range: Minimum 10m
4)标准Standard: GB, ANSI,ASME,ASTM, JIS,DIN,BS,EN
5)钢级Steel Grade: Q195/Q215/Q235/Q345/10#/20#/ASTM A106 GRB
6)包装Packaging: 打捆管端管帽Plastic Cap, In bundle.
7)镀锌量Zinc content: 170-550g Per M^2

PRODUCT DISPLAY 产品展示





PROCESS FLOW CHART 工艺流程

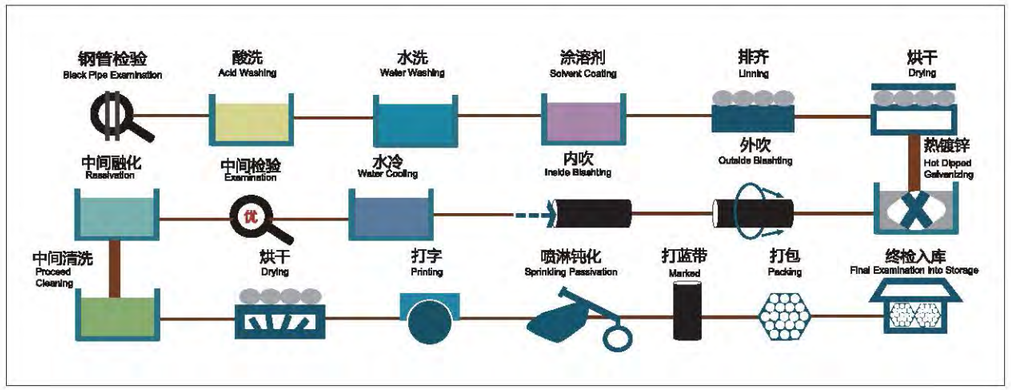

3LPE PIPES 3PE防腐管

1)外径范围：1/2 " —32 " Outer diameter:1/2 " —32 "
2)壁厚范围：2.77mm—33mm Wall thickness: 2.77mm—33mm
3)长度范围：10米以上 Length range: Minimum 10m
4)3PE执行标准 Standard: DIN30670 SY/T0413-2002
5)3PE厚度 3LPE THICKNESS:1.8mm 2mm 2.5mm 3mm 4mm etc.

PRODUCT DISPLAY 产品展示





PROCESS FLOW CHART 工艺流程

